

Scaled data based on original data using
LM-79-08 Approved Method: Electrical and Photometric Measurements of Solid-
State Lighting Products

Test Report Prepared for
Cooper Lighting Solutions
(formerly Eaton)

Brand: McGRAW-EDISON

Report Number: P957305

Luminaire Tested: **GALN-SB9C-950-U-5NQ**

Issue Date: 1/21/2025

Test Information

Test Method: LM-79-08
Report Number: P957305
TEST IS SCALED FROM IESNA LM-79-08 TEST DATA (G2-2411-289-18)
Test Lab: INNOVATION CENTER
Issue Date: 1/21/2025
Manufacturer: COOPER LIGHTING SOLUTIONS (FORMERLY EATON)
Product Line: MCGRAW-EDISON
Catalog Number: GALN-SB9C-950-U-5NQ
Description: GALLEON AREA AND ROADWAY HIGH DENSITY LED LUMINAIRE
(9) 90 CRI, 5000K, 615mA LIGHTSQUARES WITH 26 LEDS EACH AND TYPE V NARROW OPTICS
Light Source: -
Ballast/Driver: -

Summary

Lumens per Lamp: N/A
Luminaire Lumens: 49725 lumens
Efficiency: N/A
Efficacy: 110.5 lumens/watt
Luminous Opening: Rectangular (W 1.5' x L: 1.5' x H: 0')
IES Classification: Type V - Short
BUG Rating: B5 - U0 - G3

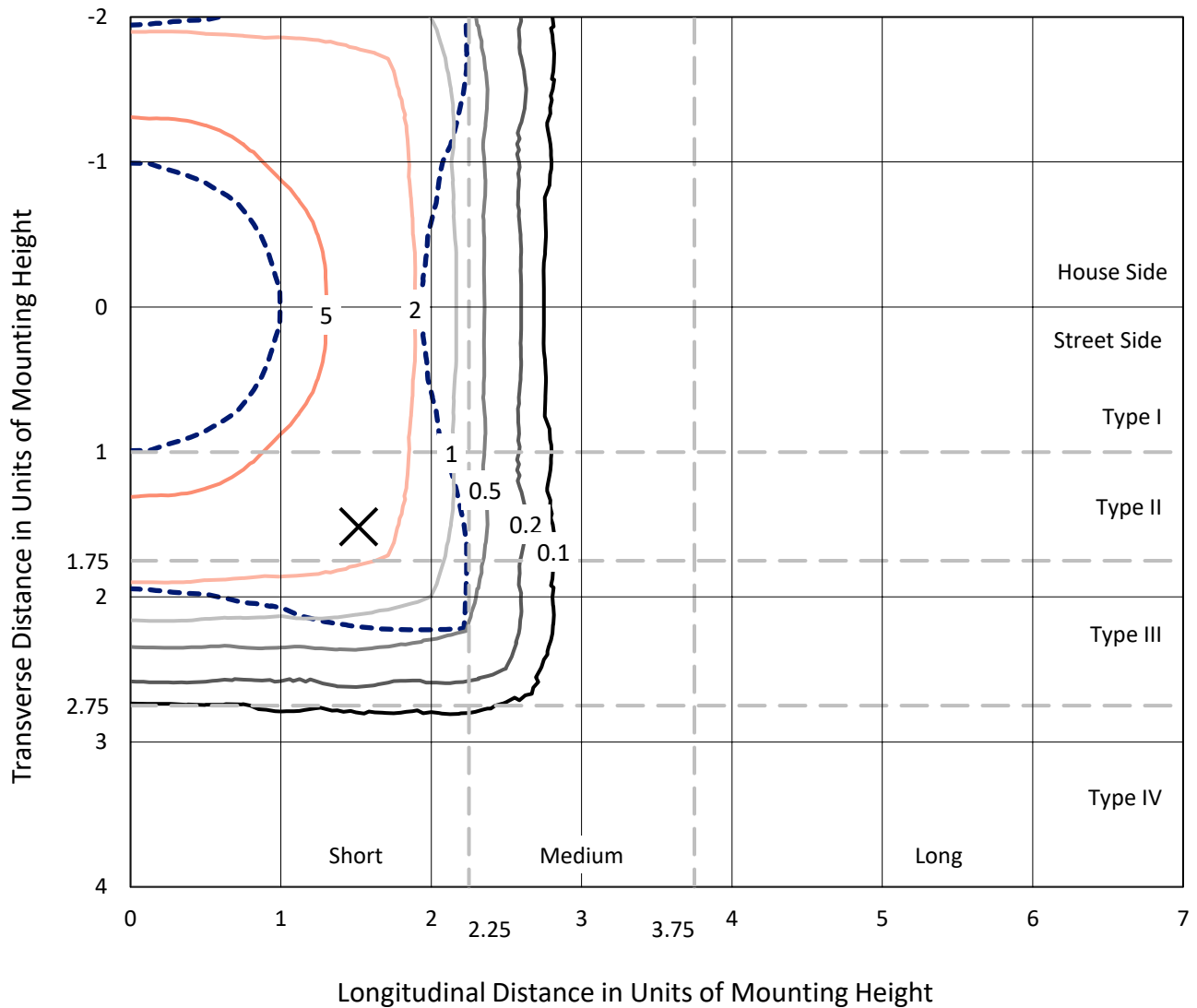
Input Watts (W): 449.8
Input Voltage (V): NR
Input Current (Ain): NR
Voltage Rise (V): NR
Power Factor: NR
Total Harmonic Distortion (THDi): NR
Frequency (hertz): 60
Stabilization Time: NR
Operation Time: NR
Ambient Temperature (°C): NR
Test Distance: 24 FT



REPORT NUMBER: P957305
 CATALOG NUMBER: GALN-SB9C-950-U-5NQ

Iso-Footcandle Lines of Horizontal Illumination

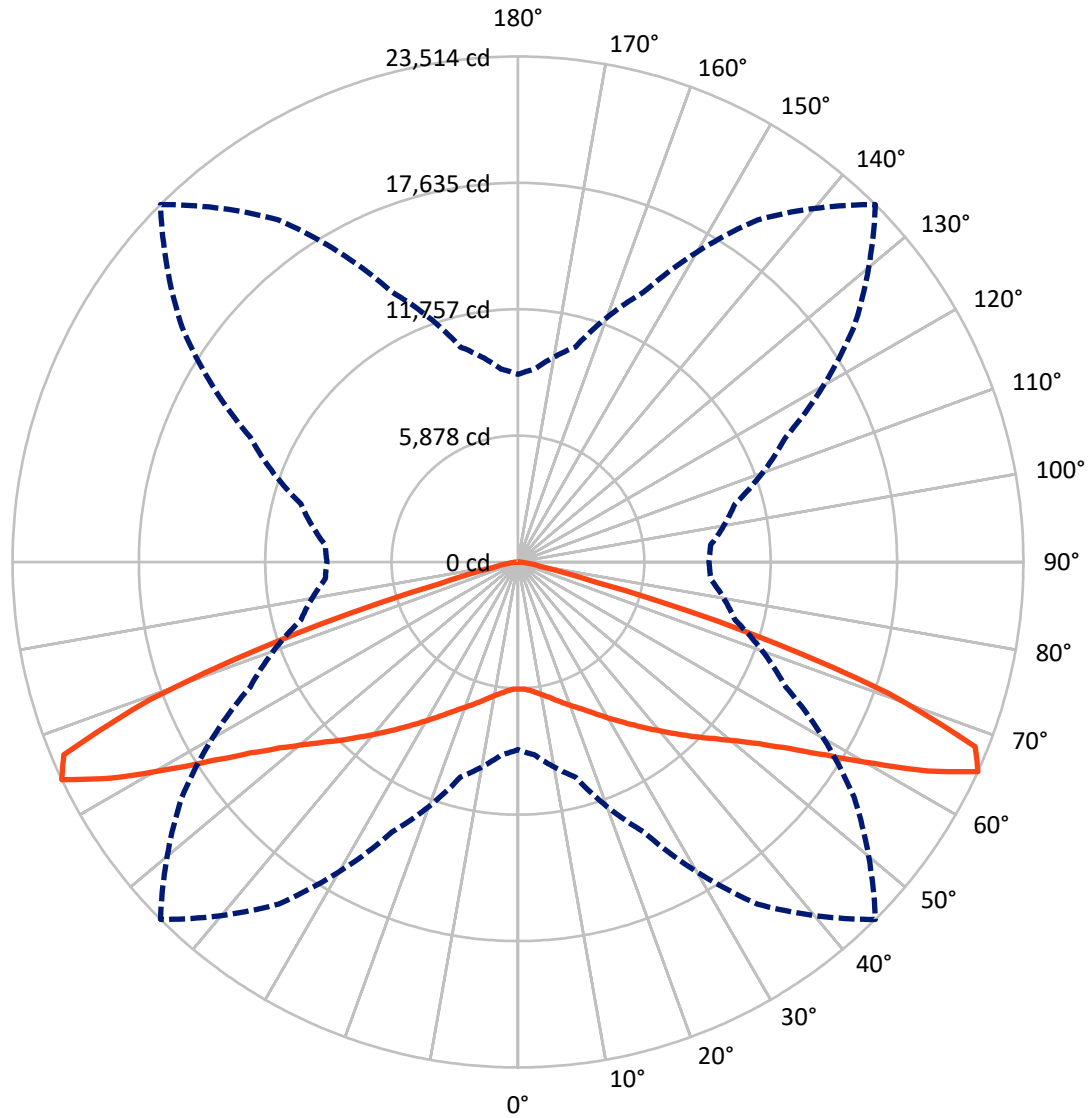
✕ Max cd
 - - - 1/2 Max cd



Based on 25 foot mounting height. Maximum calculated value = 9.7 fc
 Type V - Short - N/A

REPORT NUMBER: P957305
CATALOG NUMBER: GALN-SB9C-950-U-5NQ

Luminous Intensity Polar Plot



— Vertical Plane Through 45-Deg Lateral - - - Horizontal Cone Through 65-Deg Vertical

REPORT NUMBER: P957305
 CATALOG NUMBER: GALN-SB9C-950-U-5NQ

FLUX DISTRIBUTION:

		Downward	Upward	Total
House Side	Lumens	24862.5	0.0	24862.5
	% Fixture	50.0	0.0	50.0
Street Side	Lumens	24862.5	0.0	24862.5
	% Fixture	50.0	0.0	50.0
Total	Lumens	49725.0	0.0	49725.0
	% Fixture	100.0	0.0	100.0

Coefficient of Utilization

ZONAL LUMENS:

Zone	Lumens	% Fixture
0°-10°	584.0	1.2
10°-20°	1905.7	3.8
20°-30°	3598.2	7.2
30°-40°	5892.0	11.8
40°-50°	9135.6	18.4
50°-60°	13495.1	27.1
60°-70°	12846.1	25.8
70°-80°	2072.9	4.2
80°-90°	195.4	0.4
90°-100°	0.0	0.0
100°-110°	0.0	0.0
110°-120°	0.0	0.0
120°-130°	0.0	0.0
130°-140°	0.0	0.0
140°-150°	0.0	0.0
150°-160°	0.0	0.0
160°-170°	0.0	0.0
170°-180°	0.0	0.0
0°-90°	49725.0	100.0
0°-180°	49725.0	100.0



REPORT NUMBER: P957305

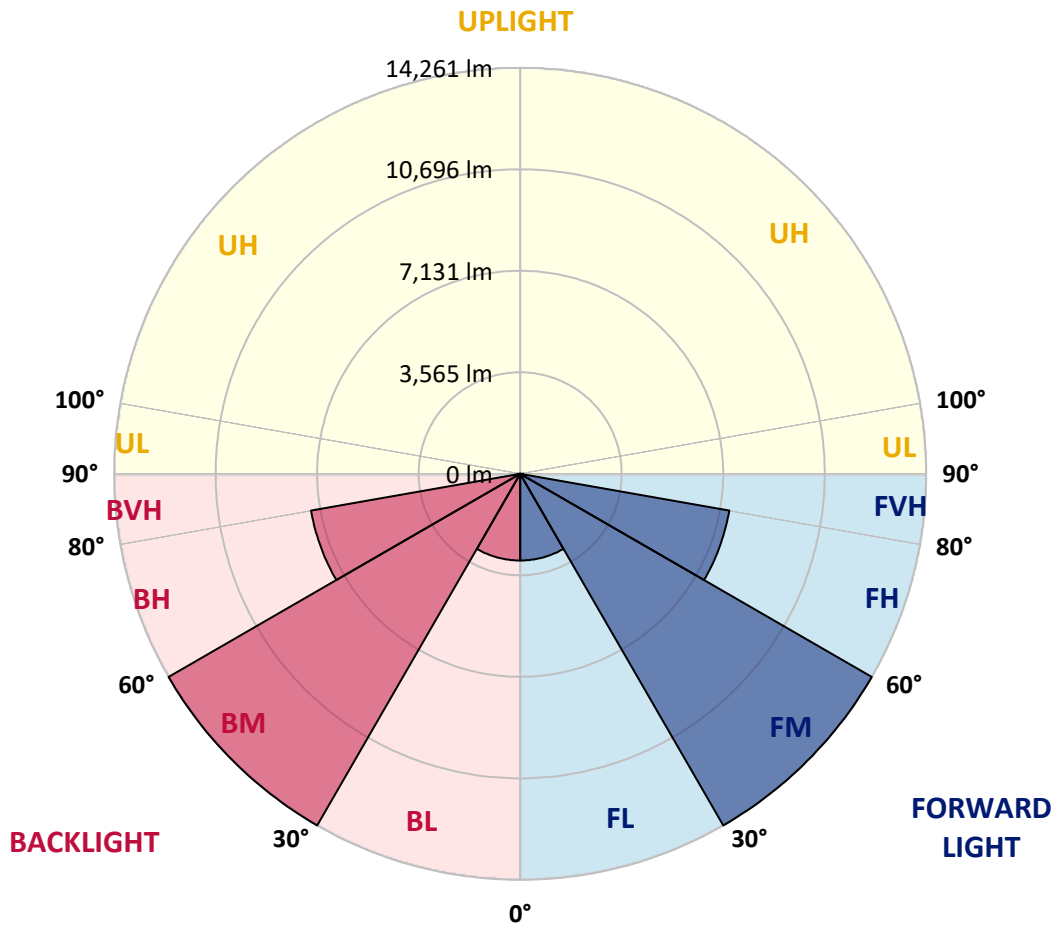
CATALOG NUMBER: GALN-SB9C-950-U-5NQ

LUMINAIRE CLASSIFICATION SYSTEM LUMEN TABLE AND BUG RATING:

Zone	Lumens	% Fixture	Zone Rating/Lumen Limit		
			B	U	G
FL (0°-30°)	3044.0	6.1			
FM (30°-60°)	14261.3	28.7			
FH (60°-80°)	7459.5	15.0			G3/7500
FVH (80°-90°)	97.7	0.2			G1/100
BL (0°-30°)	3044.0	6.1	B4/5000		
BM (30°-60°)	14261.3	28.7	B5		
BH (60°-80°)	7459.5	15.0	B5		G3/7500
BVH (80°-90°)	97.7	0.2			G1/100
UL (90°-100°)	0.0	0.0		U0/0	
UH (100°-180°)	0.0	0.0		U0/0	

BUG Rating: B5-U0-G3

Type V Short



REPORT NUMBER: P957305
 CATALOG NUMBER: GALN-SB9C-950-U-5NQ

CANDELA DISTRIBUTION (FULL):

	0°	5°	15°	25°	35°	45°	55°	65°	75°	85°
0°	5917.8	5917.8	5917.8	5917.8	5917.8	5917.8	5917.8	5917.8	5917.8	5917.8
2.5°	5957.7	5937.7	5952.7	5940.2	5930.2	5920.3	5925.3	5942.7	5950.2	5952.7
5°	6037.5	6020.1	6027.5	6027.5	6010.1	6005.1	6007.6	6020.1	6035.0	6035.0
7.5°	6167.3	6149.8	6167.3	6157.3	6142.3	6137.3	6134.8	6144.8	6167.3	6167.3
10°	6324.4	6304.5	6314.5	6309.5	6292.0	6284.5	6282.0	6297.0	6316.9	6314.5
12.5°	6496.6	6474.1	6486.6	6471.6	6466.6	6459.2	6459.2	6456.7	6469.1	6459.2
15°	6688.7	6673.7	6678.7	6668.7	6676.2	6671.2	6651.3	6641.3	6646.3	6631.3
17.5°	6915.7	6880.8	6898.2	6893.3	6893.3	6903.2	6870.8	6858.3	6868.3	6853.3
20°	7177.7	7142.7	7150.2	7140.2	7127.8	7137.8	7097.8	7107.8	7115.3	7105.3
22.5°	7464.6	7419.7	7417.2	7422.2	7394.7	7397.2	7369.8	7394.7	7409.7	7382.2
25°	7759.0	7711.6	7744.0	7731.5	7696.6	7704.1	7684.1	7709.1	7721.5	7686.6
27.5°	8070.8	8038.4	8068.3	8075.8	8033.4	8063.3	8033.4	8055.9	8068.3	8015.9
30°	8435.1	8402.6	8430.1	8450.0	8400.1	8447.5	8422.6	8437.6	8440.1	8377.7
32.5°	8831.8	8781.9	8851.7	8861.7	8806.8	8864.2	8831.8	8851.7	8864.2	8779.4
35°	9315.8	9253.4	9333.2	9320.7	9273.3	9320.7	9290.8	9320.7	9350.7	9248.4
37.5°	9837.2	9772.3	9857.1	9834.7	9789.8	9822.2	9804.7	9824.7	9872.1	9762.3
40°	10411.0	10331.2	10445.9	10406.0	10363.6	10358.6	10368.6	10381.1	10443.4	10321.2
42.5°	11024.7	10939.9	11112.0	11049.7	10989.8	10949.9	10982.3	11007.3	11067.1	10929.9
45°	11725.8	11628.5	11853.0	11778.2	11683.4	11601.0	11653.4	11690.8	11778.2	11613.5
47.5°	12499.2	12389.4	12628.9	12606.5	12451.8	12272.1	12391.9	12499.2	12564.0	12364.5
50°	13255.1	13170.3	13484.6	13512.1	13322.5	13070.5	13237.6	13399.8	13417.3	13155.3
52.5°	13963.6	13878.8	14335.4	14507.5	14337.9	14038.5	14215.6	14380.3	14248.1	13908.8
55°	14530.0	14460.1	15041.4	15485.5	15542.9	15295.9	15400.7	15395.7	14961.6	14440.2
57.5°	14667.2	14657.2	15390.7	16331.3	16930.0	16960.0	16752.9	16224.0	15288.4	14587.4
60°	14043.5	14105.9	15113.8	16772.8	18369.5	19033.2	18137.5	16628.1	14916.7	13943.7
62.5°	12177.3	12342.0	13557.0	16234.0	19532.1	21418.2	19247.7	16014.4	13389.8	12120.0
65°	8727.0	9013.9	10356.1	13853.9	19427.4	23513.9	19088.1	13741.6	10455.9	8991.4
67.5°	3959.3	4251.2	5391.4	9485.4	16887.6	22945.1	16847.7	9585.2	5660.8	4266.2
70°	1434.5	1484.4	1851.2	3797.2	10792.7	18282.2	11254.2	3824.6	1968.4	1581.7
72.5°	868.2	875.7	953.0	1359.7	3749.8	11099.6	3909.4	1404.6	973.0	863.2
75°	551.4	546.4	678.6	830.8	1329.8	3744.8	1394.6	830.8	676.1	616.2
77.5°	396.7	409.2	486.5	621.2	838.3	1269.9	823.3	593.8	486.5	399.2
80°	296.9	304.4	354.3	484.0	588.8	790.9	523.9	439.1	366.7	249.5
82.5°	214.6	214.6	232.0	351.8	359.3	426.6	284.4	309.4	242.0	177.1
85°	127.2	124.7	144.7	209.6	187.1	157.2	129.7	189.6	152.2	109.8
87.5°	44.9	47.4	44.9	59.9	49.9	42.4	39.9	52.4	42.4	37.4
90°	0.0	0.0	0.0	0.0	0.0	0.0	0.0	0.0	0.0	0.0

(END C

90°
5917.8
5952.7
6035.0
6159.8
6309.5
6464.1
6633.8
6865.8
7127.8
7409.7
7726.5
8055.9
8415.1
8836.7
9310.8
9829.7
10361.1
11002.3
11698.3
12431.8
13187.8
13918.7
14457.6
14542.5
13828.9
12045.1
8884.1
4203.8
1561.8
878.2
621.2
406.7
257.0
177.1
107.3
34.9
0.0

OF REPORT)